






BICYCLE PARKING MAP DOWNTOWN GILROY

BICYCLE RACK TYPES:

-  ARTISTIC RACK = 4 BICYCLES
-  ROLLING RACK = 5 BICYCLES
-  INVERTED "U" RACK = 2 BICYCLES
-  POLE RACK = 2 BICYCLES
-  BICYCLE FIX-IT STATION